



Instruction Manual

READ CAREFULLY BEFORE USE

THE EQUIPMENT

EN 1498:2006 Class B

CE 0082

VERTIQUAL®

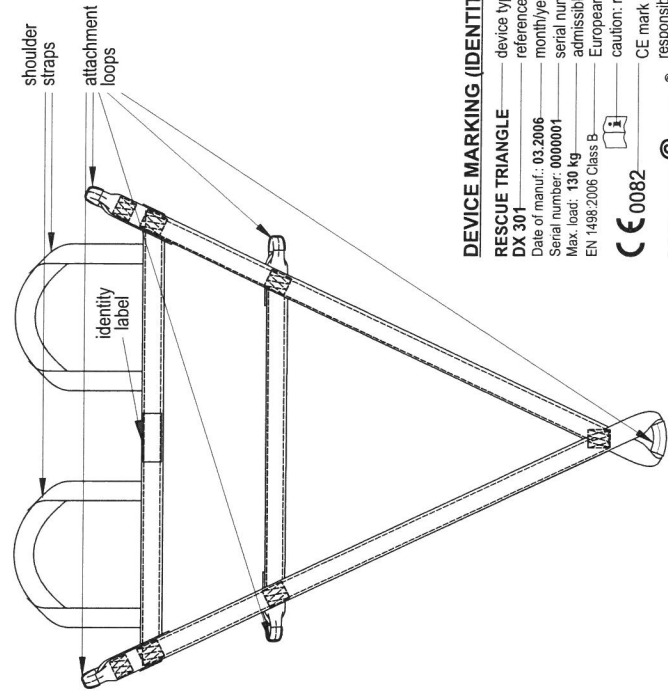
RESCUE TRIANGLE

DX 301

Rescue triangle DX301 is destined for evacuation people from a height - it can be used for rescue purposes only.
Rescue triangle DX301 conforms to EN 1498 class B - Personal fall protection equipment - Rescue loops
Rescue triangle DX301 can be used by one person only. Maximal load of the triangle is 130 kg.

MATERIALS AND CONSTRUCTION

Rescue triangle DX301 is made of polyester webbings sewn together with polyester textile.



DEVICE MARKING (IDENTITY LABEL)

RESCUE TRIANGLE DX 301
device type reference number
Date of manuf. : 03.2006
monthly/year of manufacture
Serial number: 0000001
serial number of the device
Max. load: 130 kg
admissible maximal load of the device
EN 1498:2006 Class B
European standard number/year/class
caution: read the manual
CE 0082
CE mark and number of notified body which is responsible for controlling manufacture process (art. 11)
VERTIQUAL®
marking of the manufacturer or distributor of the device

PERIODIC INSPECTION

After every 12 months of utilization, the rescue triangle must be withdrawn from use to carry out periodical detailed inspection.
The inspection must be carried out also after each rescue operation employed the triangle DX 301.
The periodic inspection must be carried out by a competent person for periodic inspection. The periodic inspection can be carried out also by the manufacturer or his authorized representative.

TIME OF USE

Rescue triangle DX 301 can be used for a five years.
After this period detailed manufacturer's inspection must be carried out by a manufacturer or his authorized representative.
Rescue triangle DX 301 must be withdrawn from use when any defects appear during annual or every day use inspection,

IT IS THE RESPONSIBILITY OF THE USER ORGANISATION TO PROVIDE THE IDENTITY CARD AND TO FIL IN THE DETAILS REQUIRED.
THE IDENTITY CARD SHOULD BE FILLED BEFORE THE FIRST USE BY A COMPETENT PERSON. RESPONSIBLE IN THE USER ORGANIZATION FOR PROTECTIVE EQUIPMENT
ANY INFORMATION ABOUT THE EQUIPMENT LIKE PERIODIC INSPECTIONS, REPAIRS, REASONS OF EQUIPMENT'S WITHDRAWN FROM USE SHALL BE NOTED INTO THE IDENTITY CARD BY A COMPETENT PERSON
THE IDENTITY CARD SHOULD BE STORED DURING A WHOLE PERIOD OF EQUIPMENT UTILIZATION
DO NOT USE THE EQUIPMENT WITHOUT THE IDENTITY CARD.
ALL RECORDS IN THE IDENTITY CARD CAN BE FILLED IN ONLY BY A COMPETENT PERSON.

IDENTITY CARD

MODEL AND TYPE OF EQUIPMENT	
REF. NUMBER	
SERIAL NUMBER	DATE OF MANUF.
USER NAME	
DATE OF PURCHASE	DATE OF PUTTING INTO OPERATION

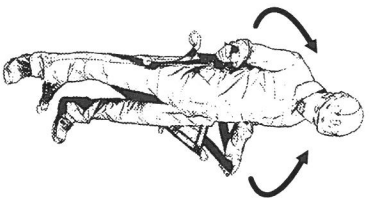
PERIODIC EXAMINATION AND REPAIR HISTORY				
DATE	REASON FOR ENTRY PERIODIC EXAMINATION OR REPAIR	DEFECTS NOTED, REPAIRS CARRIED OUT AND OTHER RELEVANT INFORMATIONS	NAME AND SIGNATURE OF COMPETENT PERSON	PERIODIC EXAMINATION NEXT DUE DATE
1				
2				
3				
4				

EC type examination carried out by CETE APAVE SUDEUROPE, BP 193, 13322 Marseille, France - 0082

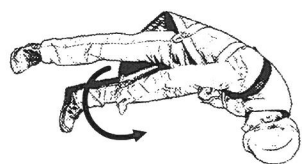
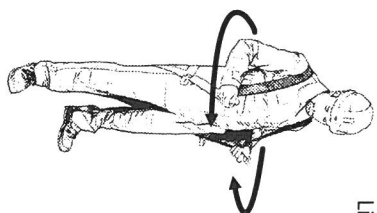
HSE-Service : 0771 - 786860 , www.vertiquel.ro

PUTTING ON THE TRIANGLE DX 301

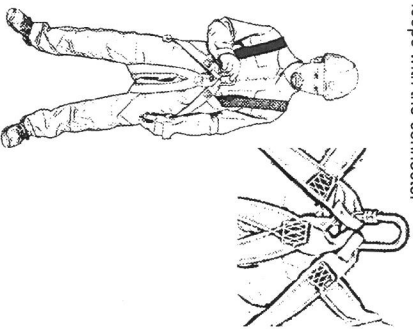
Put on the shoulder straps



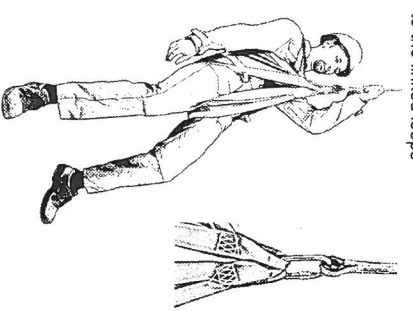
Link three attachment loops together



Snap the loops with the connector



Attach the rescue descending/ascending device to the linked loops



ATTENTION!

The rescue triangle DX 301 can be used only by a trained person. Only properly and regularly rescue training guarantees successful rescue operation.

Ensure that the rescuee is not endangered by the displacement of straps of the rescue triangle or contact with attachment elements, e.g. a connector striking the head of the rescuee during an unintended incident such as a short fall

Using the rescue triangle DX301 in connection with rescue and protective equipment must be compatible with manual instructions of the equipment and obligatory standards:

- EN 341 - for descender devices
- EN 1496 - for rescue devices
- EN 362 - for connectors
- EN 795 - for anchorages

THE ESSENTIAL PRINCIPLES FOR USERS OF PERSONAL PROTECTIVE AND RESCUE EQUIPMENT

- personal protective equipment shall only be used by a person trained and competent in its safe use.
- personal protective equipment must not be used by a person with medical condition that could affect the safety of the equipment user in normal and emergency use.
- a rescue plan shall be in place to deal with any emergencies that could arise during the work.
- it is forbidden to make any alterations or additions to the equipment without the manufacturer's prior written consent.
- any repair shall only be carried out by equipment manufacturer or his certified representative.
- personal protective equipment shall not be used outside its limitations, or for any purpose other than that for which it is intended.
- personal protective equipment should be a personal issue item.
- before use ensure about the compatibility of items of equipment assembled into a fall arrest system. Periodically check connecting and adjusting of the equipment components to avoid accidental loosening or disconnecting of the components.
- it is forbidden to use combinations of items of equipment in which the safe function of any one item is affected by or interferes with the safe function of another.
- before each use of personal protective equipment it is obligatory to carry out a pre-use check of the equipment, to ensure that it is in a serviceable condition and operates correctly before it is used.
- during pre-use check it is necessary to inspect all elements of the equipment in respect of any damages, excessive wear, corrosion, abrasion, cutting or incorrect acting, especially take into consideration:
 - in full body harnesses and belts - buckles, adjusting elements, attaching points, webbings, seams, loops;
 - in energy absorbers - attaching loops, webbing, seams, casing, connectors;
 - in textile lanyards or lifelines or guidelines - rope, loops, thimbles, connectors, adjusting element, splices;
 - in steel lanyards or lifelines or guidelines - cable, wires, clips, ferrules, loops, thimbles, connectors, adjusting elements;
 - in retractable fall arresters - cable or webbing, retractor and brake proper acting, casing, energy absorber, connector;
 - in guided type fall arresters - body of the fall arrester, sliding function, locking gear acting, rivets and screws, connector, energy absorber, in connectors - main body, rivets, gate, locking gear acting.
- after every 12 months of utilization, personal protective equipment must be withdrawn from use to carry out periodical detailed inspection. The periodic inspection must be carried out by
 - a competent person for periodic inspection. The periodic inspection can be carried out also by the manufacturer or his authorized representative.
 - In case of some types of the complex equipment e.g. some types of retractable fall arresters the annual inspection can be carried out only by the manufacturer or his authorized representative.
- regular periodic inspections are the essential for equipment maintenance and the safety of the users which depends upon the continued efficiency and durability of the equipment.
- during periodic inspection it is necessary to check the legibility of the equipment marking.
- it is essential for the safety of the user that if the product is re-sold outside the original country of destination the reseller shall provide instructions for use, for maintenance, for periodic examination and for repair in language of the country in which the product is to be used.
- personal protective equipment must be withdrawn from use immediately when any doubt arise about its condition for safe use and not used again until confirmed in writing by equipment manufacturer or his representative after carried out the detailed inspection.
- personal protective equipment must be withdrawn from use immediately and destroyed (or another procedures shall be introduced according detailed instruction from equipment manual) when it have been used to arrest a fall.
- a full body harness is the only acceptable body holding device that can be used in a fall arrest system.
- the anchor device or anchor point for the fall arrest system should always be positioned, and the work carried out in such a way, as to minimise both the potential for falls and potential fall distance. The anchor device/point should be placed above the position of the user. The shape and construction of the anchor device/point shall not allowed to self-acting disconnection of the equipment. Minimal static strength of the anchor device/point is 10 kN. It is recommended to use certified and marked structural anchor point complied with EN795.
- it is obligatory to verify the free space required beneath the user at the workplace before each occasion of use the fall arrest system, so that, in the case of a fall, there will be no collision with the ground or other obstacle in the fall path. The required value of the free space should be taken from instruction manual of used equipment.
- there are many hazards that may affect the performance of the equipment and corresponding safety precautions that have to be observed during equipment utilization, especially.
 - trailing or looping of lanyards or lifelines over sharp edges,
 - any defects like cutting, abrasion, corrosion,
 - climatic exposure,
 - pendulum falls,
 - extremes of temperature,
 - chemical reagents,
 - electrical conductivity,
- personal protective equipment must be transported in the package (e.g.: bag made of moisture-proof textile or foil bag or cases made of steel or plastic) to protect it against damage or moisture.
- the equipment can be cleaned and disinfected without causing adverse effect on the materials in the manufacture of the equipment. For textile products use mild detergents for delicate fabrics, wash by hand or in a machine and rinse in water. Plastic parts can be cleaned only with water. When the equipment becomes wet, either from being in use or when due cleaning, it shall be allowed to dry naturally, and shall be kept away from direct heat. In metallic products some mechanic parts (spring, pin, hinge, etc.) can be regularly slightly lubricated to ensure better operation.
- Other maintenance and cleaning procedures should be adhered to detailed instructions stated in the manual of the equipment.
- personal protective equipment should be stored loosely packed, in a well-ventilated place, protected from direct light, ultraviolet degradation, damp environment, sharp edges, extreme temperatures and corrosive or aggressive substances.